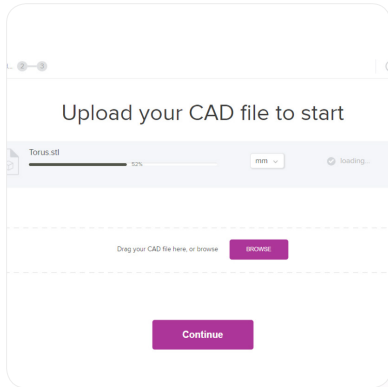


# HOW TO ORDER 3D PLASTICS ONLINE

REDUCED SHIPPING COSTS


REDUCED MINIMUM ORDER OF JUST £30

ORDER 24/7 WHENEVER SUITS YOU



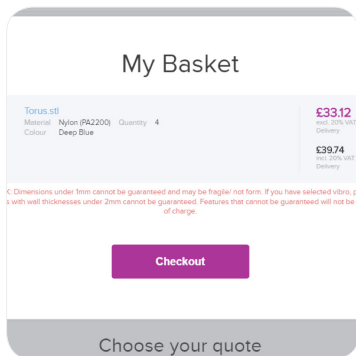
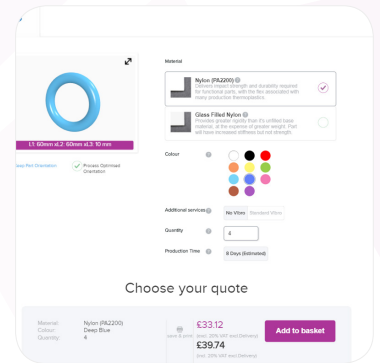
## UPLOAD 1

Upload your files. Remember, you can upload multiple files in one go!  
When the upload is complete, hit 'Continue'.



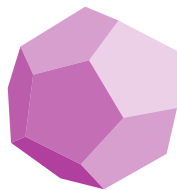

## 2 COLOUR & MATERIAL

Select your material, colour and vibro options and tell us how many you'd like.  
You're able to preview your CAD model before you 'Add to Basket'.



## CHECKOUT 3

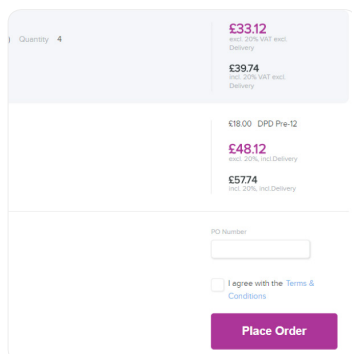
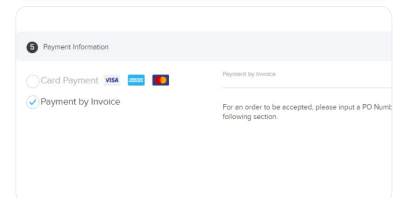
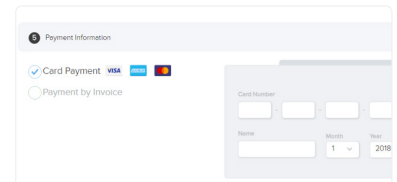
Continue through to 'Checkout'.



## 4 PAYMENT

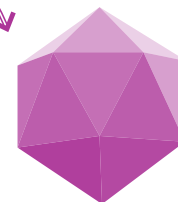
Either fill in your payment details or if you already have an account with us, select 'Pay by Invoice'.

If this option doesn't appear and you'd like to pay via your Credit account, please contact your 3T Account Manager.



## PURCHASE ORDER 5

Review your order and enter your PO number. Please note, if you don't enter this, the order will not be processed. Once you've accepted our T&Cs you can place an order.



ANY QUESTIONS? PLEASE CONTACT US ON +44 (0) 1635 580 284 OR EMAIL PORTAL@3TRPD.CO.UK